





Disease Risk

Fungicide Programs

EXCALIA™
FUNGICIDE

PEANUT Rx

	White Mold / Limb Rot / Leaf Spot						Leaf Spot
Programs	All columns represent 14-day intervals with first application at 30-45 days after planting						
DAP (Days after planting)	30	45	60	75	90	105	120
Low - Medium Risk (Option 1)	Leaf Spot Fungicide	EXCALIA™ 2 fl oz/A + Leaf Spot Fungicide	EXCALIA™ 2 fl oz/A + Leaf Spot Fungicide	Leaf Spot Fungicide	EXCALIA™ 2 fl oz/A + Leaf Spot Fungicide	Leaf Spot Fungicide	Leaf Spot Fungicide
Low - Medium Risk (Option 2)	Leaf Spot Fungicide	Leaf Spot Fungicide 	EXCALIA™ 3 fl oz/A + Leaf Spot Fungicide	Leaf Spot Fungicide 	EXCALIA™ 3 fl oz/A + Leaf Spot Fungicide	Leaf Spot Fungicide	Leaf Spot Fungicide
Moderate - High Risk (Option 1)	Leaf Spot Fungicide	EXCALIA™ 2 fl oz/A + Leaf Spot Fungicide	EXCALIA™ 3 fl oz/A + Leaf Spot Fungicide	Leaf Spot Fungicide	EXCALIA™ 3 fl oz/A + Leaf Spot Fungicide	Leaf Spot Fungicide + White Mold Fungicide ²	Leaf Spot Fungicide
Moderate - High Risk (Option 2)	Leaf Spot Fungicide	Leaf Spot Fungicide 	EXCALIA™ 4 fl oz/A + Leaf Spot Fungicide	Leaf Spot Fungicide 	EXCALIA™ 4 fl oz/A + Leaf Spot Fungicide	Leaf Spot Fungicide + White Mold Fungicide ²	Leaf Spot Fungicide
Your Spray Program							

For best control of early and late leaf spot, build a program using fungicides appropriate for the level of risk in your fields and always tank mix *Excalia* with another labeled leaf spot fungicide. Leaf spot fungicides include, but are not limited to: chlorothalonil, tebuconazole, ABSOLUTE® Maxx, Alto®, LUCENTO®, Miravis®, Priaxor® and PROVOST® SILVER. Always read and follow label instructions for *Excalia* and other fungicides.

¹When early conditions are highly favorable for white mold, make 1st application at 50 DAP & a second application at 80 DAP, adjust leaf spot spray schedule accordingly.

²Under severe white mold conditions, tank-mix a white mold product with the leaf spot fungicide applied at 105 DAP.



Products That Work. From People Who Care® | valent.com | 800-6-VALENT (682-5368)

Always read and follow label instructions.

Products That Work. From People Who Care is a registered trademark of Valent U.S.A., LLC. *Excalia* is a trademark of Sumitomo Chemical Co., Ltd. Peanut Rx is a trademark of the University of Georgia. Alto and Miravis are trademarks of Syngenta Group Company. ABSOLUTE and PROVOST SILVER are registered trademarks of Bayer. Priaxor is a registered trademark of BASF. Lucento is a trademark of FMC Corporation. FloRun and TUFRunner are trademarks of Florida Foundation Seed Producers, Inc. Thimet is a registered trademark of and Classic® is a trademark owned by AMVAC Chemical Corporation. ©2020 Valent U.S.A., LLC. All rights reserved. Printed in the U.S.A. 2020-EXC-8500

Programs developed through the cooperation of:



Assess Disease Risk in Your Field and Develop a Peanut Rx™

This worksheet will lead you through the four-step process of determining your disease risk level in order to customize a Peanut Rx for your individual field using the reverse side of this worksheet and with the assistance of your Valent representative. For each of the risk index factors, identify which option best describes the situation for your field and add the index value associated with

each choice to obtain your overall disease risk value. This worksheet does not contain all of the varieties included in the 2020 Peanut Rx or the notes that accompany each factor. To view the complete 2020 Peanut Rx, visit the University of Georgia peanut website at ugapeanuts.com.

Step 1: Assess Your Disease Risk

Variety Selection				
Variety ¹ :	Spotted Wilt Points	Leaf Spot Points	Soilborne Disease Points	
			White Mold	Limb Rot
AU NPL 17	15	15	15	
Bailey ²	10	25	10	
Florida Fancy ²	25	20	20	
FloRun™ '331' ^{1,2}	10	20	15	
Georgia-06G	10	20	20	
Georgia-07W	10	20	15	
Georgia-09B ²	20	25	25	
Georgia-12Y ³	5	15	10	
Georgia-14N ^{1,2,4}	5	15	15	
Georgia-16HO ^{1,2}	10	25	20	
Georgia Green	30	20	25	
Sullivan ^{1,2}	10	25	15	
Tifguard ⁴	10	15	15	
TifNV-HiOL ^{1,2,4}	5	15	15	
TUFRunner™ '297' ^{1,2}	10	25	20	
TUFRunner™ '511' ²	20	30	15	
Planting Date				
Peanuts are planted:	Spotted Wilt Points	Leaf Spot Points	Soilborne Disease Points	
			White Mold	Limb Rot
Prior to May 1	30	0	10	0
May 1 to May 10	15	5	5	0
May 11 to May 25	5	10	0	0
May 26 to June 10	10	15	0	5
After June 10	15	15	0	5
Plant Population (Final Stand, Not Seeding Rate)				
Plant stand:	Spotted Wilt Points	Leaf Spot Points	Soilborne Disease Points	
			White Mold	Limb Rot
Less than 3 plants/ft	25	NA	0	NA
3 to 4 plants/ft (3)	10 (15)	NA	0 (0)	NA
More than 4 plants/ft	5	NA	5	NA
At-Plant Insecticide				
Insecticide used:	Spotted Wilt Points	Leaf Spot Points	Soilborne Disease Points	
			White Mold	Limb Rot
None	15	NA	NA	NA
Other than Thimet® 20G	15	NA	NA	NA
Thimet 20G	5	NA	NA	NA
Row Pattern				
Peanuts are planted in:	Spotted Wilt Points	Leaf Spot Points	Soilborne Disease Points	
			White Mold	Limb Rot
Single rows	10	0	5	0
Twin rows	5	0	0	0

Tillage				
Tillage type:	Spotted Wilt Points	Leaf Spot Points	Soilborne Disease Points	
			White Mold	Limb Rot
Conventional	15	10	0	0
Reduced	5	0	5	5
CLASSIC® Herbicide				
Classic usage:	Spotted Wilt Points	Leaf Spot Points	Soilborne Disease Points	
			White Mold	Limb Rot
Classic applied	5	NA	NA	NA
No Classic applied	0	NA	NA	NA
Crop Rotation (With A Non-Legume Crop)				
Years between peanut crop:	Spotted Wilt Points	Leaf Spot Points	Soilborne Disease Points	
			White Mold	Limb Rot
0	NA	25	25	20
1	NA	15	20	15
2	NA	10	10	10
3 or more	NA	5	5	5
Field History				
Have you had a problem controlling these diseases?	Spotted Wilt Points	Leaf Spot Points	Soilborne Disease Points	
			White Mold	Limb Rot
No	NA	0	0	0
Yes	NA	10	15	10
Irrigation				
Does the field receive irrigation?	Spotted Wilt Points	Leaf Spot Points	Soilborne Disease Points	
			White Mold	Limb Rot
No	NA	0	0	0
Yes	NA	10	5	10

¹ Adequate research data is not available for all varieties with regards to all diseases. Additional varieties will be included as data to support the assignment of an index value are available.
² High oleic variety
³ Bailey has increased resistance to Cylindrocladium black rot (CBR) compared to other varieties commonly planted in Georgia.
⁴ Tifguard, TifNV-HiOL and Georgia 14-N have excellent resistance to the peanut root-knot nematode.
⁵ Georgia-12Y appears to have increased risk to Rhizoctonia limb rot and precautions should be taken to protect against this disease.

Step 2: Calculate Your Severity Points

Fill in the following table to calculate your severity points for each of the four major peanut diseases given the 10 determining factors. Total each column to establish your disease index values.

	Spotted Wilt	Leaf Spot	White Mold	Rhizoctonia Limb Rot
Variety				
Planting Date				
Plant Population				
At-plant Insecticide				
Row Pattern				
Tillage				
Classic Herbicide				
Crop Rotation				
Field History				
Irrigation				
Your Total Index Value				

Step 3: Interpret Your Index Values

Once you've calculated your index values, utilize the following information to interpret your risk level situation.

	Spotted Wilt	Leaf Spot	White Mold	Rhizoctonia Limb Rot
Low Risk	≤ 65	10-35	10-25	TBD
Moderate - High Risk	70-≥ 115	40-100	30-80	TBD

When tomato spotted wilt virus incidence is high statewide or in your region, even fields with a low risk level may experience significant losses. Consider the following recommendations to reduce your spotted wilt risk level:

- Use less susceptible varieties
- Adjust your planting date
- Consult the complete *Peanut Rx* for additional options that may also provide limited benefit

Step 4: Develop Your Peanut Rx

Once you have calculated your total risk for each fungal disease, utilize the most conservative fungicide program as your guide for customizing a per-field prescription spray program with the assistance of your Valent representative. Valent-recommended fungicide spray programs for each risk level are included on the reverse side of this worksheet.

